









SYMBOL REFERENCE KEY

	Consult instructions for use
	Keep dry
LOT	Lot number/batch code
	Use-by-date
REF	Catalogue number
	Keep away from sunlight
	Non-sterile
	Fragile, handle with care
	Manufacturer
	Do not reuse
R_x Only	Caution: US Federal law restricts this device to sale by or on the order of a physician

SUMMIT
medical

AN
INNOVIA
MEDICAL
COMPANY

IMPLOSION RESISTANT CANISTER (2000CC / 3000CC) Instructions for Use



SUMMIT
medical | AN
INNOVIA
MEDICAL
COMPANY



Summit Medical LLC
815 Vikings Parkway, Suite 100
St. Paul, MN 55121 | USA

P: 1-888-229-2875 | +1 651-789-3939
F: 1-888-229-1941 | +1 651-789-3979
www.summitmedicalusa.com

INTENDED USE

For collection and disposal of aspirated fluid.

INSTRUCTIONS FOR USE

1. Check canister for cracks or other damage. If any defects are present, replace canister.
2. Place lid on top of canister and press down around entire perimeter to seal lid.
3. Apply pour port cap firmly over pour port (B). Apply tandem port cap tightly over tandem port (D) if it will not be used.
4. Attach aspiration tubing to patient port (C). Attach vacuum tubing from aspirator to vacuum port (A). Tubing must fit snugly.
5. Check that all caps and connections are properly sealed. Test the canister for vacuum leaks by turning on vacuum source and blocking the aspiration tubing.

⚠ Note: do not exceed a vacuum level of 25"Hg (85kPa)

DISPOSAL

1. Turn vacuum dial to minimum on aspirator.
2. Turn off vacuum source, wait for 10 seconds, and disconnect all tubing.
3. Seal all ports with available port caps.
4. Remove canister from canister mount and transport to disposal area.
5. **DO NOT** lift canister by lid. The weight of the contents may cause the lid to separate from the canister.
6. Dispose of according to your disposal policy.

CAUTION

NON-STERILE. Single Use Only. Do not attempt to clean, sterilize, or reuse canister. Fragile, handle with care.

- **DO NOT** exceed a vacuum level of 25"Hg
- Reuse may result in canister cracking, implosion and/or contamination.
- Store in a dark place. Long term exposure to light may compromise product performance and result in breakage during use.
- **DO NOT** use canister in case of any visible cracks or if dropped. If a canister with a crack is used and leaks during the procedure, replace the leaking canister with a new canister.
- Canister is not intended to be used as a measuring device. Graduation markings are for reference only, not specific measurement.
- If there is a loss of vacuum: Check that the aspirator is on, lid is firmly sealed, and all tubing connections are tight and not kinked. If vacuum loss continues, replace canister.
- Avoid canister and canister mount contact against sharp edges.
- **DO NOT** make any modifications to canister or lid.

Report any product malfunctions or complaints to Summit Medical using the contact information below.

Phone: 1.888.229.2875 | +1 651.789.3939

Fax: 1.888.229.1941 | +1 651.789.3979

